

Consent for Open Banking Step by Step Guide

As part of an online loan application, you will be asked if you want to **consent to Open Banking** (see screenshot below).

Consent for the Account Information Services (AIS) Process (often referred to as 'Open Banking')

Credit Union generally requires bank account statements to assist with the assessment of loan applications. The Revised Payment Services Directive PSD2 provides a means by which Members can securely supply bank account transactions electronically, by availing of Account Information Services (AIS). Using AIS may reduce the time taken to process loan applications.

If you consent (below) to using AIS to supply bank account information, we will provide you with a link to the portal of an Account Information Services Provider ('AISP') that will enable you to initiate the AIS process.

If you do not consent to using AIS to supply bank account information, you can:

- Upload bank statements
- Send bank statements to us by e-mail.
- Provide paper bank statements to us

You can find more information about PSD2 and account information services (AIS) on our website [here](#)

By clicking the 'Start connection process' link you will be directed to a portal hosted by Truelayer (Ireland) Limited ('Truelayer'). Truelayer is an independent third party regulated entity which provides this service directly to you. This optional service is available to you directly from Truelayer at no extra cost

Truelayer is registered as an Account Information Services Provider (AISP) with the Central Bank of Ireland (Institution Code C433487) and their privacy policy is available [here](#)

If you authorise Truelayer to assist you in the retrieval of your bank account information, Truelayer will retrieve 3 months of transactions from your bank account(s). Truelayer will transfer that information directly into the Credit Union's loan assessment software application in a secure manner. Your data is only held by Truelayer for a maximum of one hour to facilitate this service on your behalf.

By selecting 'I consent' below you are consenting to using account information services (AIS) to provide bank account information in support of your loan application.

I consent* I do not consent

Once you click on the **I consent*** option you will be taken to a screen where you will be given options to either **CONNECT ACCOUNTS** or **MANUALLY UPLOAD** (see screenshot below)

LOGOUT

Online Loan Application * Indicates Mandatory Field

Your Loan Application has been successfully submitted.

Upload Documents

Connect accounts via Open Banking is a secure way for you to share your bank account data with the Credit Union and allows us to process loan applications more efficiently.

By using Open Banking to share your bank account data with us we will be able to make a faster lending decision.

CONNECT ACCOUNTS *Faster option Recommended*

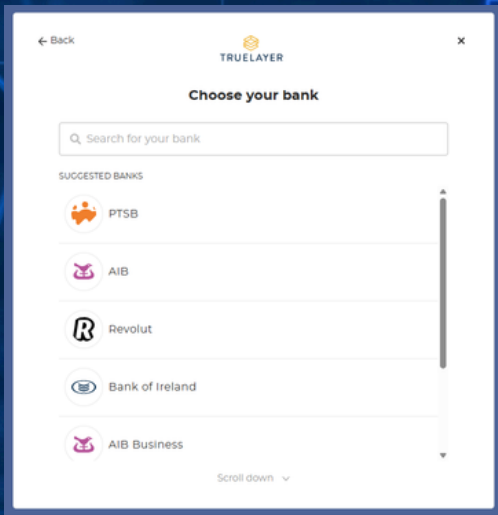
Alternatively if you do not wish to connect accounts via Open Banking, you may choose to manually upload the required documentation.

MANUALLY UPLOAD *Manual Review required*

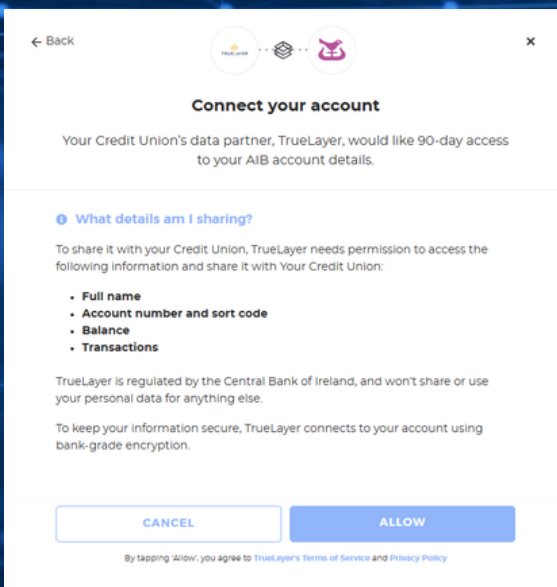
Information Security Policy Terms & Conditions Safety Centre powered by #progress

By clicking on the **Connect Accounts** option, you are giving permission to allow your bank share statements from the accounts you select in steps that follow.

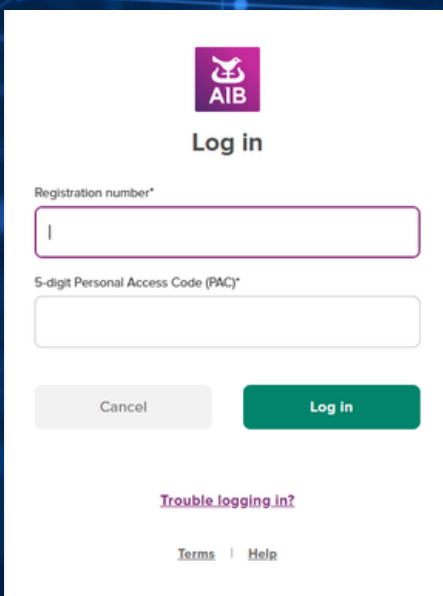
By clicking on the **Manual Upload** option, you will need to manually upload documents and send them to the credit union.



Once you have clicked on the **CONNECT ACCOUNTS** option, a screen will appear where you will be asked to select the bank from which you want to share your bank statements from.



Once you have selected your bank, you will be taken to another screen where you will need to click on the **ALLOW** button to give the credit union access to bank statements.



After clicking on the **ALLOW** button, you will be taken to the log-in page for your banks online platform.

You will need to log into this account.

Share Account Information

+ Review the data you will be sharing

Please select the accounts you would like to provide access to:

CURRENT ACCOUNT

SAVINGS ACCOUNT

Confirm Accounts

Your agreement with TrueLayer will determine how your information is used.
[Cancel and return to TrueLayer](#)

When you have successfully logged into your account, you will be asked to select the account(s) from which you want to share statements with the credit union.

Once selected, click on the Confirm Accounts button.

Share Account Information

Accounts selected to share:

CURRENT ACCOUNT

SAVINGS ACCOUNT

< Back Share Accounts

[Cancel and return to TrueLayer](#)

Once you have completed the previous section, you will be asked to confirm that you have selected the correct account(s) by clicking on the Share Accounts button.

Account Information Services

The AIS authorisation with your bank was successful.

To connect another bank account click [here](#). Otherwise click [here](#) to continue your loan application.

The final screen will tell you that the AIS authorisation with your bank has been successful. At this point you will be given two further options.

- If you have another bank that you need to share statements from, click on this option.
- If you have connected all the bank accounts you want to share, simply click on this option and you will be taken to a screen where you can complete your online loan application.

If you encounter any issues while trying to set up Open Banking, do not hesitate to give a member of staff a call @ 021-4831441